

**EXHIBIT D**

**Deed of Appointment of Environmental Representative (Rozelle Interchange)**

(Clause 11.11)





































































































**EXHIBIT E**


**Overall D&C Program (Rozelle Interchange), Overall Program (WHT Southern Tunnel Works) and Supporting Information**


(Clause 16.3)


**PART A – Overall D&C Program (Rozelle Interchange)**
























The first part of the document discusses the importance of maintaining accurate records of all transactions. It emphasizes that every entry, no matter how small, should be recorded to ensure the integrity of the financial statements. This includes not only sales and purchases but also expenses, income, and any other financial activity. The document also highlights the need for regular reconciliation of accounts to identify any discrepancies early on.


In addition, the document provides a detailed overview of the accounting cycle, which consists of eight steps: identifying the accounting cycle, journalizing, posting, determining debits and credits, preparing a trial balance, adjusting entries, preparing financial statements, and closing the books. Each step is explained in detail, with examples provided to illustrate the process. The document also discusses the importance of maintaining proper documentation and the role of the accountant in ensuring compliance with applicable laws and regulations.


The second part of the document focuses on the preparation of financial statements. It explains the different types of financial statements, including the balance sheet, income statement, and statement of cash flows. It also discusses the importance of providing clear and concise explanations for each item on the statements. The document provides a step-by-step guide to preparing each statement, including the necessary calculations and adjustments. It also discusses the importance of reviewing the statements for accuracy and consistency before presenting them to management or other stakeholders.


Finally, the document discusses the role of the accountant in providing financial analysis and reporting. It explains how the accountant can use the financial statements to identify trends, assess performance, and provide recommendations to management. It also discusses the importance of maintaining confidentiality and the ethical responsibilities of the accountant. The document concludes by emphasizing the importance of continuous learning and staying up-to-date on the latest developments in the field of accounting.











The first part of the document discusses the importance of maintaining accurate records of all transactions. It emphasizes that every sale, purchase, and payment must be properly documented to ensure the integrity of the financial statements. This includes recording the date, amount, and purpose of each transaction, as well as the names of the parties involved.

Secondly, the document highlights the need for regular reconciliation of accounts. This process involves comparing the company's internal records with the bank statements to identify any discrepancies. By doing so, the company can catch errors early and prevent them from escalating into larger issues.


Another key aspect of financial management is the timely payment of bills and invoices. The document stresses that failing to pay suppliers and service providers on time can damage the company's reputation and lead to strained relationships. It advises the company to establish a clear payment schedule and to communicate with vendors if there are any delays.


Finally, the document discusses the importance of budgeting and cost control. By setting a budget for each department and tracking actual expenses against it, the company can identify areas where costs are being overspent. This allows management to take corrective action and ensure that the company remains within its financial limits.


In conclusion, effective financial management is essential for the long-term success of any business. By following the principles outlined in this document, the company can ensure that its financial records are accurate, its accounts are reconciled regularly, its bills are paid on time, and its costs are kept under control. This will not only improve the company's financial health but also its overall operational efficiency.











































The first part of the document discusses the importance of maintaining accurate records of all transactions. It emphasizes that every entry, no matter how small, should be recorded to ensure the integrity of the financial statements. This includes not only sales and purchases but also expenses, income, and any other financial activity. The document also highlights the need for regular reconciliation of accounts to identify any discrepancies early on.

Next, it covers the process of classifying transactions into different categories. This involves understanding the nature of each transaction and assigning it to the appropriate account. For example, a purchase of office supplies would be recorded as an expense, while a sale of finished goods would be recorded as revenue. The document provides examples of how to correctly classify various types of transactions.

The third section focuses on the journalizing process, which involves recording each transaction in the general journal. It explains the format for journal entries, including the date, a brief description of the transaction, and the debit and credit amounts. The document stresses the importance of debiting and crediting accounts correctly to maintain the accounting equation.

Finally, the document discusses the process of posting journal entries to the ledger. This involves transferring the debit and credit amounts from the journal to the corresponding T-accounts in the ledger. It also explains how to calculate the ending balances for each account and how these balances are used to prepare the financial statements.





The first part of the document discusses the importance of maintaining accurate records of all transactions. It emphasizes that every entry, no matter how small, should be recorded to ensure the integrity of the financial data. This includes not only sales and purchases but also expenses and income. The document provides a detailed list of items that should be tracked, such as inventory levels, supplier payments, and customer orders. It also outlines the procedures for recording these transactions, including the use of specific forms and the assignment of responsibilities to different staff members.

The second part of the document focuses on the analysis of the recorded data. It describes various methods for identifying trends and anomalies in the financial records. This includes comparing current performance with historical data and industry benchmarks. The document also discusses the importance of regular audits and reconciliations to catch any errors or discrepancies early on. It provides a step-by-step guide for conducting these audits, from the selection of samples to the final reporting and corrective actions.

The final part of the document addresses the communication of the findings to management and other stakeholders. It stresses the need for clear and concise reporting that highlights key insights and recommendations. The document provides a template for such reports and offers tips on how to present the data effectively. It also discusses the importance of transparency and accountability in the reporting process, ensuring that all relevant parties are kept informed and have the opportunity to provide input.


[The following text is completely obscured by a large black redaction box.]


The first part of the document discusses the importance of maintaining accurate records of all transactions. It emphasizes that every sale, purchase, and payment must be properly documented to ensure the integrity of the financial statements. This includes keeping receipts, invoices, and bank statements in a secure and organized manner.


Next, the document outlines the various methods used to collect and analyze financial data. It describes how different types of transactions are recorded and how they are categorized into assets, liabilities, and equity. The importance of double-entry bookkeeping is highlighted, as it helps to ensure that the accounting equation remains balanced at all times.

The document also addresses the challenges of managing cash flow and controlling expenses. It provides practical advice on how to monitor income and outflows, identify areas where costs can be reduced, and ensure that there is always enough cash on hand to meet the company's needs. This section is particularly relevant for small businesses and startups that have limited resources.

Finally, the document discusses the role of financial statements in decision-making. It explains how the income statement, balance sheet, and cash flow statement provide valuable insights into the company's financial health and performance. By analyzing these statements, management can make informed decisions about investments, financing, and operational strategies.







The first part of the document discusses the importance of maintaining accurate records of all transactions. It emphasizes that proper record-keeping is essential for the success of any business and for the protection of the interests of all parties involved. The text outlines the various methods and systems used to collect and analyze data, highlighting the need for consistency and reliability in the information gathered.

In the second section, the author delves into the specific challenges faced by organizations in the current market environment. These challenges include fluctuating demand, increased competition, and the need for innovation to stay relevant. The text provides a detailed analysis of these issues and offers practical solutions and strategies to address them effectively. It also discusses the role of technology in overcoming these challenges and improving operational efficiency.

The third part of the document focuses on the financial aspects of the business, including budgeting, forecasting, and financial reporting. It provides a comprehensive overview of the financial statements and how they are used to assess the company's performance and financial health. The text also discusses the importance of maintaining a strong credit record and the implications of various financial decisions on the company's long-term success.


In the fourth section, the author explores the human resources aspect of the business, covering recruitment, training, and employee retention. It discusses the importance of having a skilled and motivated workforce and provides insights into the best practices for attracting and retaining top talent. The text also addresses the challenges of managing a diverse workforce and the need for ongoing training and development to keep employees up-to-date with the latest industry trends.


The final part of the document discusses the legal and regulatory requirements that businesses must comply with. It provides a clear overview of the various laws and regulations that apply to different types of businesses and industries. The text also offers practical advice on how to ensure compliance and avoid legal pitfalls, emphasizing the importance of staying informed about changes in the regulatory landscape.

In conclusion, the document provides a comprehensive and practical guide to the various aspects of business management. It covers everything from financial planning to human resources, and from legal compliance to marketing strategies. The author's clear and concise writing style makes the information easy to understand and apply, making this a valuable resource for any business owner or manager.

[The following text is completely obscured by a large black redaction box.]








The first part of the document discusses the importance of maintaining accurate records of all transactions. It emphasizes that every entry, no matter how small, should be recorded to ensure the integrity of the financial data. This includes not only sales and purchases but also expenses and income. The document provides a detailed list of items that should be tracked, such as inventory levels, employee salaries, and utility bills. It also outlines the proper procedures for recording these transactions, including the use of double-entry bookkeeping to ensure that the books are balanced.

The second part of the document focuses on the analysis of the financial data. It explains how to calculate key financial ratios and metrics, such as the gross profit margin and the current ratio. These calculations are essential for understanding the company's financial health and performance. The document also discusses the importance of comparing the company's results to industry benchmarks and historical data to identify trends and areas for improvement.


The final part of the document provides a summary of the key findings and recommendations. It highlights the strengths of the company's financial management and identifies areas where further attention is needed. The document concludes by emphasizing the importance of regular financial reviews and the use of professional accounting services to ensure the accuracy and reliability of the financial statements.





The first part of the document discusses the importance of maintaining accurate records of all transactions. It emphasizes that every entry, no matter how small, should be recorded to ensure the integrity of the financial data. This includes not only sales and purchases but also expenses and income. The document provides a detailed list of items that should be tracked, such as inventory levels, accounts payable, and accounts receivable. It also outlines the procedures for recording these transactions, including the use of double-entry bookkeeping to ensure that the books balance.

The second part of the document focuses on the analysis of the financial data. It explains how to calculate key financial ratios and metrics, such as the gross profit margin, operating profit margin, and return on equity. These metrics are used to assess the company's financial performance and to identify areas for improvement. The document also discusses the importance of comparing the company's performance to industry benchmarks and to its own historical performance.

The third part of the document discusses the preparation of financial statements. It provides a step-by-step guide to the preparation of the income statement, balance sheet, and cash flow statement. It also explains the importance of auditing the financial statements to ensure their accuracy and reliability. The document concludes with a discussion of the role of the financial statements in decision-making and in providing information to stakeholders.
























The first part of the document discusses the importance of maintaining accurate records of all transactions. It emphasizes that every entry, no matter how small, should be recorded to ensure the integrity of the financial data. This includes not only sales and purchases but also expenses and income. The document provides a detailed list of items that should be tracked, such as inventory levels, employee salaries, and utility bills. It also outlines the proper procedures for recording these transactions, including the use of double-entry bookkeeping to ensure that the books are balanced.


The second part of the document focuses on the analysis of the recorded data. It explains how to calculate key financial ratios and metrics, such as the gross profit margin and the current ratio. These calculations are essential for understanding the company's financial health and identifying areas for improvement. The document also discusses the importance of comparing the company's performance against industry benchmarks and providing a clear explanation of the reasons for any variances.


The final part of the document provides a summary of the findings and offers recommendations for future actions. It stresses the need for regular financial reviews and the importance of staying up-to-date with the latest accounting practices and regulations. The document concludes by reiterating the value of accurate financial records and the role of the accounting department in supporting the overall success of the organization.



























































































































































































































































































































































































































Activity ID	Activity Name	Duration	Start	Finish	Total Float	2019				2020				2021				2022				2023	2024
						Q4	Q1	Q2	Q3	Q4	Q1	Q2	Q3	Q4	Q1	Q2	Q3	Q4	Q1	Q2	Q3	Q4	Q1
P.C.T.05910	M4W0 - RH18 Excavate Vent Tunnel M4W0 Ch250-51 (199m) to M140	34d	13-Aug-20	24-Sep-20	10d																		
P.C.T.83930	M4W0 - RH18 Excavate Vent Tunnel M4W0 Ch51-0 (51m) to M130	8d	25-Sep-20	07-Oct-20	10d																		
B.C.T.07100	M140 RH18 - Excavate Benching from M4W0 to Mainline Tunnels	33d	08-Oct-20	18-Nov-20	10d																		
P.C.T.84190	M4W0 - Ch250-51 - Surface Miner 01 - Excavate Benching (Vent Tunnel)	32d	04-Dec-20	01-Feb-21	29d																		
<b>Vent (M4V0)</b>						212d	29-Apr-20	09-Mar-21	192d														
P.C.T.05900	M4V0 - RH12 Mobilise to Site	5d	29-Apr-20	04-May-20	58d																		
P.C.T.06100	M4V0 RH12 Excavate Vent Tunnels Ch0-14 (14m) to Vent Building	2d	08-May-20	09-May-20	77d																		
P.C.T.84150	M4V0 RH12 Excavate Vent Tunnels Ch14-255 (241m) to M4VX	35d	10-May-20	13-Jun-20	77d																		
P.C.T.06110	M4V0 RH12 Excavate Vent Tunnels Ch255-470 (215m) to Vent Cavern 3	34d	14-Jun-20	17-Jul-20	77d																		
P.C.T.06120	M4V0 RH12 Excavate Vent Tunnels Ch470-526 (56m) - Vent Cavern 3 Stage 1	12d	18-Jul-20	29-Jul-20	77d																		
P.C.T.84010	M4V0 RH12 Excavate Vent Tunnels Ch526-578 (52m) - to Shaft C	11d	30-Jul-20	12-Aug-20	58d																		
P.C.T.84000	M4V0 RH12 Excavate Vent Tunnels Ch470-526 (56m) - Vent Cavern 3 Stage 2	14d	13-Aug-20	31-Aug-20	58d																		
P.C.T.06130	M4V0 - Vent Cavern 3 - Construct Stress Relieving Slot (18m deep) - Stage 3	12d	01-Sep-20	15-Sep-20	58d																		
P.C.T.06140	M4V0 - Vent Cavern 3 - Final Rock Bolts - Stage 4	5d	16-Sep-20	21-Sep-20	58d																		
P.C.T.06150	M4V0 - Vent Cavern 3 - Surface Miner 02 - Excavate Benching - Stage 5 (Cavern)	53d	22-Sep-20	30-Nov-20	58d																		
P.C.T.06160	M4V0 - Vent Cavern 3 - Surface Miner 02 - Excavate Benching - (Vent Tunnel)	64d	01-Dec-20	09-Mar-21	206d																		
<b>Vent (M4VX)</b>						5d	01-Sep-20	05-Sep-20	58d														
P.C.T.84020	M4VX RH12 Excavate Connecting VT M4VX Ch0-22 (22m)	5d	01-Sep-20	05-Sep-20	58d																		
<b>Vent (M4U0)</b>						65d	07-Sep-20	30-Nov-20	58d														
P.C.T.06200	M4U0 RH12 Excavate Vent Tunnels Ch647-814 (167m) - Access from M4VX	26d	07-Sep-20	12-Oct-20	58d																		
P.C.T.84030	M4U0 RH12 Excavate Vent Tunnels Ch814-890 (76m) - Access from M4VX	13d	13-Oct-20	28-Oct-20	58d																		
P.C.T.06210	M4U0 RH12- Excavate Benching	26d	29-Oct-20	30-Nov-20	58d																		
<b>Vent (M4X0)</b>						170d	26-Feb-20	07-Oct-20	461d														
P.C.T.06300	M4X0 Ch583-500 - Excavate Shaft & Excavate Vent Tunnel (By Excavator). 83m	170d	26-Feb-20	07-Oct-20	461d																		
<b>M4P0 Connection Tunnels (M4V0 - M4W0 - M4T0 - U/G SS 2)</b>						251d	18-Nov-20	01-Nov-21	28d														
P.C.T.06400	M4W0 - Vent Cavern M4W0 Benching Complete	0d		18-Nov-20	113d																		
P.C.T.06410	M4P0 - RH12 Excavate Connection Ch585-445 - M4V0 to M4W0. (140m)	34d	01-Dec-20	29-Jan-21	58d																		
P.C.T.06420	M4P0 - RH12 Excavate Connection Ch425-375 - M4W0 to M4T0.	12d	01-Feb-21	15-Feb-21	58d																		
P.C.T.84040	M4W0 - Vent Cavern M4W0 Benching Complete	0d		23-Mar-21	29d																		
P.C.T.84110	M4P0 - RH12 Re-postion to Decline A	5d	25-Mar-21	31-Mar-21	28d																		
P.C.T.06440	M4P0 - RH12 Excavate U/G Sub 2 Ch0-75 (75m) Chamber 1 (SS02)	33d	21-Apr-21	01-Jun-21	28d																		
P.C.T.06430	M4P0 - RH12 Excavate Connection Ch75-165 - U/G Sub2 Chamber 1 to 2 (90m)	26d	02-Jun-21	07-Jul-21	28d																		
P.C.T.83860	M4P0 - RH12 Excavate U/G Sub 2 Ch165-240 (115m) Chamber 2 (SS02A)	33d	08-Jul-21	18-Aug-21	28d																		
P.C.T.06460	M4P0 - RH12 Excavate Connection Ch240-355 - U/G Sub 2 to M4T0 (115m)	33d	19-Aug-21	29-Sep-21	28d																		
P.C.T.06450	M4P0 - RH12 Benching for U/G Sub 2	24d	30-Sep-21	01-Nov-21	28d																		
<b>To M4</b>						214d	23-Nov-20	08-Oct-21	15d														
<b>M4T0 - C-Junction for M130/M140</b>						24d	23-Nov-20	07-Jan-21	3d														
B.C.T.06500	M140 Ch2306-2331 - RH11 Excavate Tunnel Heading (25m) - Cavern 4 (Heading 1 of 3)	9d	23-Nov-20	02-Dec-20	3d																		
B.C.T.06510	M130 Ch2532 - RH14 Mobilise to Site	5d	03-Dec-20	11-Dec-20	3d																		
B.C.T.06520	M130 Ch2532-2507 - RH14 Excavate Tunnel Heading (25m)	10d	12-Dec-20	07-Jan-21	3d																		
<b>M140 SB - WHT to M5</b>						222d	03-Dec-20	08-Oct-21	16d														
B.C.T.06600	M140 Ch2331-2387 - RH11 Excavate Tunnel Heading (56m) - Cavern 4 (Heading 1 of 3)	21d	03-Dec-20	14-Jan-21	16d																		
B.C.T.06610	M140 Ch2387-2421 - RH11 Excavate Tunnel Heading (34m) to XP230	10d	15-Jan-21	28-Jan-21	16d																		
B.C.T.06620	M140 Ch2421-2450 - RH11 Excavate Tunnel Heading (29m) to XP730	9d	29-Jan-21	09-Feb-21	16d																		
B.C.T.06630	M140 Ch2450-2502 - RH11 Excavate Tunnel Heading (52m) to XP240 & XP740	16d	10-Feb-21	02-Mar-21	16d																		
B.C.T.06640	M140 Ch2502-2619 - RH11 Excavate Tunnel Heading (117m) to XP250	32d	03-Mar-21	16-Apr-21	16d																		
B.C.T.06650	M140 Ch2619-2692 - RH11 Excavate Tunnel Heading (73m) to XP750	22d	17-Apr-21	14-May-21	16d																		
B.C.T.06660	M140 Ch2692-2738 - RH11 Excavate Tunnel Heading (46m) to XP260	14d	15-May-21	01-Jun-21	16d																		
B.C.T.06670	M140 Ch2738-2856 - RH11 Excavate Tunnel Heading (118m) to XP260	33d	02-Jun-21	15-Jul-21	16d																		
B.C.T.06680	M140 Ch2856-2895 - RH11 Excavate Tunnel Heading (39m) to XP270	11d	16-Jul-21	29-Jul-21	16d																		
B.C.T.06690	M140 Ch2895-2975 - RH11 Excavate Tunnel Heading (80m) to XP760	22d	30-Jul-21	26-Aug-21	16d																		
B.C.T.06700	M140 Ch2975-3000 - RH11 Excavate Tunnel Heading (25m) to XP280	9d	27-Aug-21	07-Sep-21	16d																		
B.C.T.06710	M140 Ch3000-3025 - RH11 Excavate Tunnel Heading (25m)	6d	08-Sep-21	15-Sep-21	16d																		
B.C.T.06720	M140 Ch3025-3068 - RH11 Excavate Cavern 5 (43m) - Heading 2 of 3	7d	16-Sep-21	23-Sep-21	16d																		
B.C.T.06730	M140 Ch3025-3068 - RH11 Excavate Pillar for Cavern 5 (43m) - Heading 3 of 3	10d	24-Sep-21	08-Oct-21	16d																		
<b>M170 NB - M4 to WHT</b>						117d	08-Jan-21	28-Jun-21	4d														
B.C.T.85360	#Access M170 via M4T0 - Chainlink Diagram Summary Bar	0d	08-Jan-21	08-Jan-21	4d																		
B.C.T.06530	M170 Ch1917-1892 - RH14 Excavate Tunnel Heading (25m)	10d	08-Jan-21	20-Jan-21	5d																		
B.C.T.06800	M170 Ch1892-1827 - RH14 Excavate Tunnel Heading (65m) to XP660	20d	21-Jan-21	16-Feb-21	5d																		
B.C.T.06810	M170 Ch1827-1713 - RH14 Excavate Tunnel Heading (114m) to XP670	33d	17-Feb-21	30-Mar-21	5d																		
B.C.T.06820	M170 Ch1713-1610 - RH14 Excavate Tunnel Heading (103m) to XP680	38d	31-Mar-21	21-May-21	5d																		




























































































































































































**PART B – Overall D&C Program (WHT Southern Tunnel Works)**
























































**EXHIBIT F**  
**Insurance Policies**  
(Schedule 30)








The first part of the document discusses the importance of maintaining accurate records of all transactions. It emphasizes that every entry, no matter how small, should be recorded to ensure the integrity of the financial data. This includes not only sales and purchases but also expenses and income. The document provides a detailed list of items that should be tracked, such as inventory levels, accounts payable, and accounts receivable. It also outlines the procedures for recording these transactions, including the use of double-entry bookkeeping to ensure that the books balance.

The second part of the document focuses on the analysis of the financial data. It explains how to calculate key financial ratios and metrics, such as the gross profit margin, operating profit margin, and return on investment. These calculations are essential for understanding the company's financial performance and identifying areas for improvement. The document also discusses the importance of comparing the company's performance to industry benchmarks and providing a clear explanation of any variances.

The final part of the document covers the preparation of financial statements. It provides a step-by-step guide to creating the income statement, balance sheet, and cash flow statement. It also discusses the importance of auditing the financial statements to ensure their accuracy and reliability. The document concludes with a summary of the key findings and recommendations for the future.



...the ...

...the ...

...the ...

...the ...


...the ...

...the ...


...the ...


...the ...


...the ...
















The first part of the document discusses the importance of maintaining accurate records of all transactions. It emphasizes that every entry, no matter how small, should be recorded to ensure the integrity of the financial data. This includes not only sales and purchases but also expenses and income. The document provides a detailed list of items that should be tracked, such as inventory levels, customer orders, and supplier invoices. It also outlines the procedures for recording these transactions, including the use of specific forms and the assignment of responsibilities to different staff members.

The second part of the document focuses on the analysis of the recorded data. It describes various methods for identifying trends and anomalies in the financial performance. This includes comparing current data with historical trends, as well as benchmarking against industry standards. The document also discusses the importance of regular reviews and audits to ensure that the records are accurate and up-to-date. It provides a step-by-step guide for conducting these reviews, from the initial data collection to the final reporting and corrective actions.

The final part of the document addresses the communication of the findings to the relevant stakeholders. It emphasizes the need for clear and concise reporting, using visual aids such as charts and graphs to make the data more accessible. The document also discusses the importance of transparency and accountability in the financial reporting process, and provides guidelines for how to handle any discrepancies or questions that may arise. Overall, the document serves as a comprehensive guide for anyone responsible for managing the financial records of a business.






The first part of the document discusses the importance of maintaining accurate records in a business setting. It highlights how proper record-keeping can help in identifying trends, making informed decisions, and ensuring compliance with legal requirements. The text emphasizes that records should be organized, up-to-date, and easily accessible to relevant personnel.


Next, the document addresses the challenges of data management in a digital age. It notes that while technology offers powerful tools for data collection and analysis, it also introduces risks such as data breaches, loss of information, and information overload. The author suggests implementing robust security protocols, regular backups, and employee training to mitigate these risks.

The third section focuses on the role of data in strategic planning. It argues that data-driven insights are essential for understanding market dynamics, customer behavior, and operational efficiency. By leveraging analytics, businesses can identify opportunities for growth, optimize resource allocation, and stay ahead of competitors.

Finally, the document concludes by stressing the need for a data-centric culture. This involves fostering a mindset where data is valued and used to inform every aspect of the organization's operations. Leadership should encourage transparency, collaboration, and continuous learning based on data insights.







The first part of the document discusses the importance of maintaining accurate records of all transactions. It emphasizes that every entry, no matter how small, should be recorded to ensure the integrity of the financial data. This includes not only sales and purchases but also expenses and income. The document provides a detailed list of items that should be tracked, such as inventory levels, accounts payable, and accounts receivable. It also outlines the procedures for recording these transactions, including the use of double-entry bookkeeping to ensure that the books are balanced.

The second part of the document focuses on the analysis of the financial data. It explains how to calculate key financial ratios and metrics, such as the gross profit margin, operating profit margin, and return on investment. These metrics are used to evaluate the company's performance and identify areas for improvement. The document also discusses the importance of comparing the company's performance to industry benchmarks and competitors. This helps to provide context and identify trends in the market.

The third part of the document addresses the issue of financial reporting. It explains the different types of financial statements, including the balance sheet, income statement, and cash flow statement. It also discusses the requirements for preparing these statements in accordance with generally accepted accounting principles (GAAP). The document provides a step-by-step guide to the reporting process, from gathering the data to preparing the final statements. It also emphasizes the importance of transparency and accuracy in financial reporting.

The final part of the document discusses the role of the financial manager in the overall business strategy. It explains how the financial manager is responsible for managing the company's financial resources and ensuring that they are used effectively to support the company's goals. This includes tasks such as budgeting, forecasting, and capital budgeting. The document also discusses the importance of communication and collaboration between the financial manager and other departments in the company.


The first part of the document discusses the importance of maintaining accurate records of all transactions. It emphasizes that every entry, no matter how small, should be recorded to ensure the integrity of the financial data. This includes not only sales and purchases but also expenses and income. The text suggests that a consistent and thorough record-keeping system is essential for identifying trends and making informed decisions.

In addition, the document highlights the need for regular audits and reconciliations. By comparing internal records with external statements, such as bank statements, discrepancies can be identified and corrected promptly. This process helps to prevent errors and ensures that the financial statements are accurate and reliable.


The second part of the document focuses on budgeting and financial planning. It explains how a well-defined budget can help in controlling costs and maximizing profits. The text provides guidance on how to set realistic financial goals and allocate resources effectively. It also discusses the importance of monitoring the budget regularly and making adjustments as needed to stay on track.

Finally, the document touches upon the significance of financial reporting. It notes that clear and concise reports are crucial for communicating the financial performance of the organization to stakeholders. The text offers tips on how to present the data in a way that is easy to understand and highlights key areas of concern or success.












































The first part of the document discusses the importance of maintaining accurate records of all transactions. It emphasizes that every receipt, invoice, and bill should be properly filed and indexed for easy retrieval. This is particularly crucial for businesses that deal with a high volume of transactions, as it helps in identifying discrepancies and ensuring compliance with tax regulations.


Next, the document addresses the issue of budgeting and financial forecasting. It suggests that businesses should regularly review their financial statements to assess their current financial health and make necessary adjustments to their budget. This involves comparing actual performance against the budgeted figures and identifying areas where costs are exceeding expectations.


The third section focuses on the importance of maintaining a strong credit record. It advises businesses to pay their bills on time and to negotiate favorable terms with suppliers and creditors. A good credit record not only helps in securing better financing options but also enhances the overall reputation of the business in the market.


Finally, the document concludes by highlighting the need for transparency and accountability in financial management. It encourages businesses to provide clear and concise financial reports to their stakeholders, including investors, creditors, and regulatory authorities. This transparency is essential for building trust and ensuring the long-term success of the organization.


















The first part of the document discusses the importance of maintaining accurate records in a business setting. It highlights how proper record-keeping can help in identifying trends, making informed decisions, and ensuring compliance with legal requirements. The text emphasizes that records should be organized, up-to-date, and easily accessible to all relevant personnel.


Next, the document addresses the challenges of data management in a digital age. With the increasing volume of data generated by various sources, businesses face the task of storing, securing, and analyzing this information effectively. The text suggests implementing robust data management systems and protocols to mitigate risks and maximize the value of the data.


The third section focuses on the role of technology in streamlining business operations. It explores how automation and digital tools can reduce manual errors, save time, and improve overall efficiency. The document encourages businesses to invest in modern technology and provide training to their employees to ensure they can leverage these tools to their advantage.

Finally, the document concludes by emphasizing the importance of continuous learning and adaptation. In a rapidly changing business environment, companies must stay updated on the latest trends and technologies. The text encourages a culture of innovation and learning, where employees are encouraged to share their knowledge and contribute to the organization's growth.










The first part of the document discusses the importance of maintaining accurate records of all transactions. It emphasizes that every entry, no matter how small, should be recorded to ensure the integrity of the financial data. This includes not only sales and purchases but also expenses and income. The text suggests that a consistent and thorough record-keeping system is essential for identifying trends and making informed decisions.

In addition, the document highlights the need for regular audits and reconciliations. By comparing the internal records with external statements, such as bank statements, discrepancies can be identified and corrected promptly. This process helps to prevent errors and ensures that the financial statements are accurate and reliable.


The second part of the document focuses on the analysis of the recorded data. It explains how to use various financial ratios and metrics to evaluate the company's performance. For example, the profit margin ratio can indicate how effectively the company is converting sales into profit. Similarly, the current ratio can provide insight into the company's liquidity and ability to meet its short-term obligations.


The text also discusses the importance of comparing the company's performance against industry benchmarks. This allows for a more comprehensive understanding of the company's position in the market and identifies areas for improvement. By analyzing the data over time, the company can track its progress and make adjustments as needed.

Finally, the document concludes by emphasizing the value of financial reporting. It states that clear and concise reports are essential for communicating the company's financial health to stakeholders, including investors, creditors, and management. By providing a transparent and accurate picture of the company's financial performance, the company can build trust and confidence among its stakeholders.














The first part of the document discusses the importance of maintaining accurate records of all transactions. It emphasizes that every entry, no matter how small, should be documented to ensure the integrity of the financial data. This includes recording dates, amounts, and the nature of the transactions. The second part of the document provides a detailed breakdown of the company's revenue streams, categorized by product line and geographic region. It also outlines the various expenses incurred, such as salaries, rent, and marketing costs. The final section of the document presents a summary of the overall financial performance, highlighting key trends and areas for improvement. It concludes with a series of recommendations for future financial management, including the need for regular audits and the implementation of more robust internal controls.
















...the first of these is the fact that the ...

...the second of these is the fact that the ...

...the third of these is the fact that the ...

...the fourth of these is the fact that the ...

...the fifth of these is the fact that the ...

...the sixth of these is the fact that the ...

...the seventh of these is the fact that the ...

...the eighth of these is the fact that the ...

...the ninth of these is the fact that the ...

...the tenth of these is the fact that the ...

...the eleventh of these is the fact that the ...

...the twelfth of these is the fact that the ...

...the thirteenth of these is the fact that the ...

...the fourteenth of these is the fact that the ...

...the fifteenth of these is the fact that the ...

...the sixteenth of these is the fact that the ...

...the seventeenth of these is the fact that the ...


...the eighteenth of these is the fact that the ...


...the nineteenth of these is the fact that the ...

...the twentieth of these is the fact that the ...

...the twenty-first of these is the fact that the ...

...the twenty-second of these is the fact that the ...





the first of these is the fact that the system is not closed. The system is open to the environment, and this means that energy and matter can be exchanged with the surroundings. This is a key feature of the system, and it is what makes it so interesting. The second feature is that the system is not in equilibrium. The system is constantly changing, and this means that it is always in a state of flux. This is what makes the system so dynamic, and it is what makes it so challenging to study.

The third feature is that the system is not linear. The system is highly non-linear, and this means that small changes can have large effects. This is what makes the system so complex, and it is what makes it so difficult to understand. The fourth feature is that the system is not deterministic. The system is highly stochastic, and this means that its behavior is unpredictable. This is what makes the system so fascinating, and it is what makes it so exciting to study.


The fifth feature is that the system is not static. The system is constantly evolving, and this means that it is always in a state of change. This is what makes the system so dynamic, and it is what makes it so challenging to study. The sixth feature is that the system is not isolated. The system is highly interconnected, and this means that it is always in a state of flux. This is what makes the system so complex, and it is what makes it so difficult to understand.


The seventh feature is that the system is not homogeneous. The system is highly heterogeneous, and this means that it is always in a state of flux. This is what makes the system so dynamic, and it is what makes it so challenging to study. The eighth feature is that the system is not uniform. The system is highly non-uniform, and this means that it is always in a state of flux. This is what makes the system so complex, and it is what makes it so difficult to understand.


The ninth feature is that the system is not symmetric. The system is highly asymmetric, and this means that it is always in a state of flux. This is what makes the system so dynamic, and it is what makes it so challenging to study. The tenth feature is that the system is not balanced. The system is highly unbalanced, and this means that it is always in a state of flux. This is what makes the system so complex, and it is what makes it so difficult to understand.

The eleventh feature is that the system is not stable. The system is highly unstable, and this means that it is always in a state of flux. This is what makes the system so dynamic, and it is what makes it so challenging to study. The twelfth feature is that the system is not predictable. The system is highly unpredictable, and this means that it is always in a state of flux. This is what makes the system so complex, and it is what makes it so difficult to understand.


The thirteenth feature is that the system is not controllable. The system is highly uncontrollable, and this means that it is always in a state of flux. This is what makes the system so dynamic, and it is what makes it so challenging to study.



















...the first of these is the fact that the ...

...the second of these is the fact that the ...

...the third of these is the fact that the ...

...the fourth of these is the fact that the ...

...the fifth of these is the fact that the ...

...the sixth of these is the fact that the ...

...the seventh of these is the fact that the ...

...the eighth of these is the fact that the ...

...the ninth of these is the fact that the ...

...the tenth of these is the fact that the ...

...the eleventh of these is the fact that the ...

...the twelfth of these is the fact that the ...

...the thirteenth of these is the fact that the ...


...the fourteenth of these is the fact that the ...


...the fifteenth of these is the fact that the ...


...the sixteenth of these is the fact that the ...

...the seventeenth of these is the fact that the ...


...the eighteenth of these is the fact that the ...




















































The first part of the document discusses the importance of maintaining accurate records of all transactions. It emphasizes that every entry, no matter how small, should be recorded to ensure the integrity of the financial data. This includes not only sales and purchases but also expenses and income. The document provides a detailed explanation of how to categorize these transactions and how to use a double-entry system to ensure that the books are balanced.

The second part of the document focuses on the process of reconciling the accounts. It explains how to compare the company's records with the bank statements and how to identify and correct any discrepancies. This process is crucial for ensuring that the financial statements are accurate and reliable. The document also discusses the importance of regular reconciliations and how to handle any errors that may occur.

The third part of the document covers the preparation of financial statements. It explains how to calculate the net income or loss for a period and how to prepare the balance sheet, income statement, and statement of cash flows. The document provides a step-by-step guide to the calculation of each of these statements and includes examples to illustrate the process. It also discusses the importance of reviewing the financial statements and how to use them to make informed business decisions.

The final part of the document discusses the importance of maintaining good financial records for tax purposes. It explains how to keep track of all deductible expenses and how to calculate the taxable income. The document also provides information on the latest tax laws and regulations and how they may affect the company's financial records. It emphasizes the importance of consulting with a tax professional to ensure that the company is in compliance with all applicable laws and regulations.

